











































DESCRIPCION	CODIGO	FOTO	COMENTARIO
VALVULA RELE WABCO 9730010100	RL3518AH RF100133		TODOS LOS PUESTOS M22
VALVULA RELE WABCO 9730010200	RL3518AK RF13116		PUERTO 1:22M PUERTOS 2 Y 4: M16
VALVULA RELE R-6 BENDIX 280365	RL3518EA2 RF10932		SUP:1/2NPT DEL:3/8NPT CONTROL 1/4NPT
VALVULA RELE RG-2 BENDIX 28500/28510/28520	RL3518GB RF101425		SUP-DEL:3/8NPT CONTROL 1/4NPT
	RL3518GG RF12418		SUP1:1/2NPT SUP2:3/8NPT CONT:1/4
	RL3518GH RF103516		SUP Y DEL:1/2NPT CONT:1/4NPT
VALVULA RELE R-12 HORIZONTAL BENDIX 65127/ 103009	RL3518HC-A RF10934		SUP Y DEL: 1/2NPT
	RL3518HC-B RF10934		SUP:3/4NPT DEL:1/2NPT
VALVULA RELE R-12 VERTICAL BENDIX 102626 104561	RL3518JC RF10935		SUP Y DEL: 1/2NPT
	RL3518JL-B RF10935		SUP:1/2NPT DEL:3/8NPT
VALVULA RELE R-12 HORIZONTAL Y VERTICAL BENDIX065303	RL3518HS RF101466		SUP:1/2NPT DEL:3/8NPT X 4 CONTROL 1/4NPT

<p>VALVULA RELE R-14 VERTICAL BENDIX103028</p>	<p>RL3518JB-A RF10938</p>		<p>SUP. Y DEL 1/2NPT CONTR:1/4NPT</p>
<p>VALVULA RELE R-14 HORIZONTAL BENDIX103010</p>	<p>RL3518JH-A RF13472</p>		<p>SUP:3/4NPT DEL:1/2NPT</p>
<p>VALVULA RELE SERVICIO OPUESTOS WABCO4730170080</p>	<p>RL3518KA-A RF14480</p>		<p>TODOS LOS PUESTOS M22</p>
<p>VALVULA RELE ASIATICOS 45540-1010</p>	<p>RL3518RA FAVA1058</p>		<p>SUP:M24 DEL:M24 CONT:1/4NPT</p>
<p>VALVULA RELE ASIATICOS DOBLE SERVICIO</p>	<p>RL3518RB RF101656</p>		<p>SUP:M24 DEL:M24 CONT:1/4NPT</p>
<p>VALVULA RELE R12 PILOTADO</p>	<p>RL3518SA RF14948</p>		<p>2 SUP: 1/2NPT 4DEL:3/8NPT</p>
<p>RELE MIDLAN CAMION KN28300</p>	<p>RL3518TA RF12479</p>		<p>SUP:1/2NPT DEL:1/2NPT CONT:3/8NPT</p>

<p>VALVULA RELE DOBLE CONTROL KN28071</p>	<p>RL3518TC</p>		<p>SUP Y DEL: 1/2NPT CONTROL 1X1/4NPT Y 1X 1/8NPT</p>
<p>VALVULA RELE PB-R1 BENDIX 065145</p>	<p>RL3518TF/TF-C RF14182</p>		<p>SUP Y DEL: 1/2NPT CONTROL:1/8NPT SERV.1/4NPT</p>
<p>VALVULA RELE TIPO WABCO 9730110000</p>	<p>RL3518ZA FAVA1024</p>		<p>PORT:1,2 =M22 4=M16 NO VOSS</p>
<p>VALVULA RELE RENAULT WABCO9730112010</p>	<p>RL3518ZA01 RF103828</p>		<p>PORTS: 1 M22 PORTS:21,22,41,42 M16 NO VOSS</p>
<p>VALVULA RELE SCANIA 1342598</p>	<p>RL3518ZA77 FAVA1075</p>		<p>PORT 1:M22 PORTS 21,22,4:M16 NO VOSS</p>
<p>VALVULA RELE WABCO 9730110010</p>	<p>RL3518ZB-A RF100344</p>		<p>PORTS: 1,2=M22 VOSS PORT:4=M16 VOSS</p>
<p>VALVULA RELE CON ABS WABCO 4721950310</p>	<p>RL3518ZC FAVA1070</p>		<p>PORT:1,2=M22 PORT 4=M16</p>

VALVULA RELE DOBLE SERVICIO WABCO 9730112050	RL3518ZE FAVA1019	 	PORT:1,2 =M22VOSS PORT:41,42=M16VOSS
VALVULA RELE DOBLE SERVICIO	RL3518ZE-A 9730112030	 	PORT:1,2 =M22 PORT:41,42=M16
	RL3518ZE-B FAVA1020 9730112000		PORT:1,2 =M22 VOSS PORT:41,42=M16 VOSS
VALVULA RELE HILOS NPT WABCO9730110050	RL3518ZF RF14481	 	PORT:1,2=1/2NPT PORT:4=1/4NPT
VALVULA RELE ABS DOBLE BOBINA WABCO4721950410	RL3518ZZ RF FAVA1072	 	PORT: 1,2=M22 PORT:4=M16
VALVULA RELE TIPO BENDIX R-8	RL3518SS01 RF10933	 	PUERTOS NPT
VALVULA RELE MODULADORA R-7	RL3512PA05 RF13940	 	VALVULA FRENO RESORTE MAXI FORD CARGO
VALVULA RELE FRENO RESORTE SR-1	RL35990020010 RL3599EA01 RF13058	 	VALVULA FRENO RESORTE MAXI AMERICANOS

<p>VALVULA RELE RT-4 TIPO MIDLAN</p>	<p>RL3527GC RF14583</p>		<p>PUERTOS SUP;DEL; Y CONTROL 3/8NPT RESER. 1/2 Y 3/8 NPT</p>
<p>VALVULA RELE SEALCO</p>	<p>RL3527GA RF15630</p>		<p>PUERTOS SUP;DEL; Y CONTROL 3/8NPT RESER. 1/2 NPT</p>
<p>VALVULA RELE SEALCO</p>	<p>RL3527FD RF110139</p>		<p>SUPLY:3/8NPT RESERV. 3/4NPT DELIVERY 4X 3/8NPT</p>
<p>VALVULA RELE FRENO RESORTE SR-7</p>	<p>TKL021558 RF105678</p>		<p>SUPLY 1/2 NPT, DELIVERY 3/8 NPT, BALANCE 1/4 NPT, CONTROL 1/4 NPT</p>
<p>RELE MIDLAN CAMION KN28080</p>	<p>RL3518TB</p>		<p>2 SUPPLY 1/2NPT 4DELIVERY 3/8NPT 1CONTROL 3/8NPT</p>
<p>RELE FORD CARGO</p>	<p>RL3518AH02 RF11566</p>		<p>SUPPLY 3/8 NPT DELIVERY 1/2 NPT SERVICE 1/4 NPT</p>
<p>VALVULA RELE RENAULT 5010260705 WABCO 9730112060</p>	<p>RL3518ZA07</p>		<p>PORTS 1:M22 PORTS 21,22 M22 PORTS 41,42 M16</p>

VALVULA RELE
FREIGHTLINER M2

TKL9730110220



CON SISTEMA DE FRENO
ABS